

MORE THAN
50⁺
YEARS

CAME 



MTM A
CONNECT

4G



**ALWAYS CONNECTED
TO YOUR HOME**

CAME.COM

MTM A CONNECT

4G



Answer intercom calls and open your gate or door directly from your phone, no receiver required.

MTM A CONNECT employs a 4G LTE SIM card for wireless mobile connection to services and data.

The perfect solution for small to medium applications, and because of its simplicity, strength and reliability it is also suitable for larger accommodation.

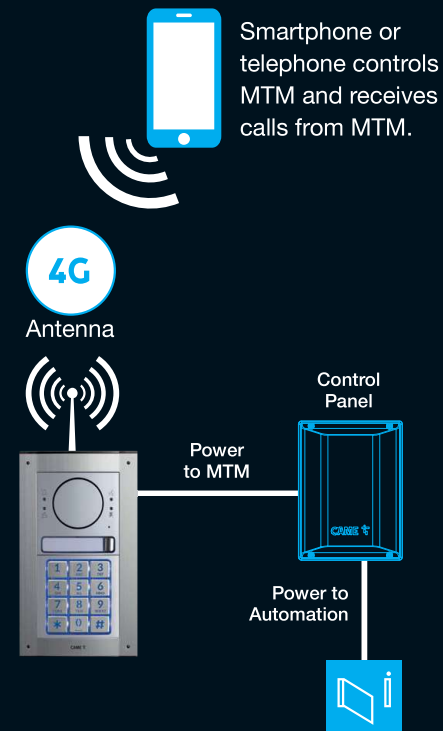
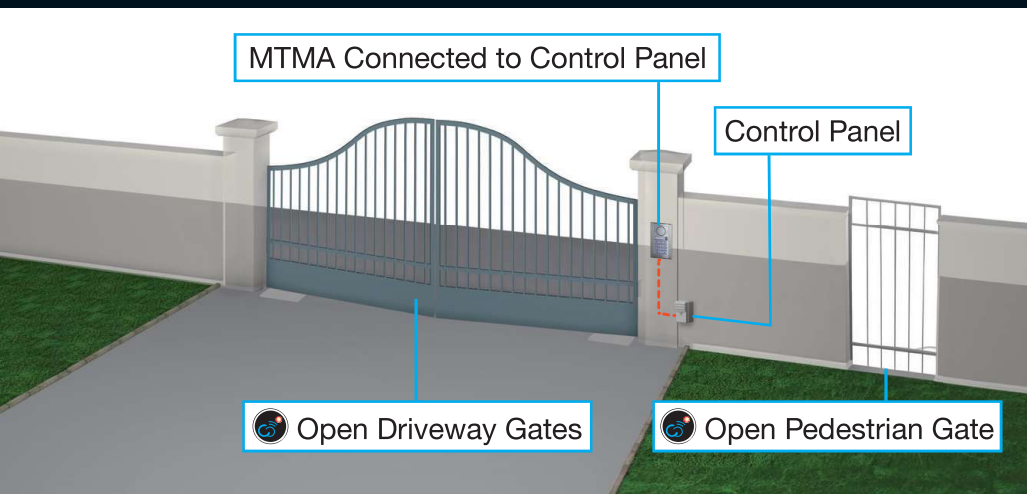
MTM A CONNECT is the first audio entry module in the MTM series that requires only a power supply and no additional wiring.

	MTM GSM	MTMA CONNECT
MAIN FEATURES		
Network	2G	4G
Communication	GSM	VoLTE
Programming	SMS	App
Users	1,000	3,000
CAME CONNECT Compatible	✗	✓
Call Forwarding	✓	✓
Timed Call Forwarding	✗	✓
Calls Per Button	5	5
Built-in Real Time Clock	✗	✓
Named Address Book	✗	✓
Voicemail Avoidance	✓	✓
Power Requirements	VAS/101	VAS/101 or Powered directly from CAME Automation
Dial to Open	✓	✓
End User App	✗	✓

CONNECT DIRECTLY TO A CAME CONTROL PANEL

ACTIVATE TWO AUTOMATIONS FROM THE HANDSET

By connecting MTMA CONNECT directly to a CAME control panel it is possible to activate two automations at the same time, eg a driveway gate for vehicles and a pedestrian gate.



POWER THE MTMA CONNECT DIRECTLY FROM THE CONTROL PANEL

MTMA CONNECT is able to take power from the control panel, meaning that no additional power supply unit is required.

NO NEED FOR EXTRA CABLING

MTMA CONNECT communicates directly with CAME automation, meaning there is no need for additional ground work and cabling.



THE LATEST CUTTING-EDGE VoLTE TECHNOLOGY

VoLTE stands for Voice over Long-Term Evolution or Voice over LTE. VoLTE offers the possibility to voice call via the LTE/4G mobile network.

Previously, 4G was limited to data only. When it came to calls, your device would automatically switch to 3G or 2G. As this switching took place there would be a few seconds of delay before the call connected. Thanks to VoLTE, that delay is gone.

What are the benefits of VoLTE Calling.

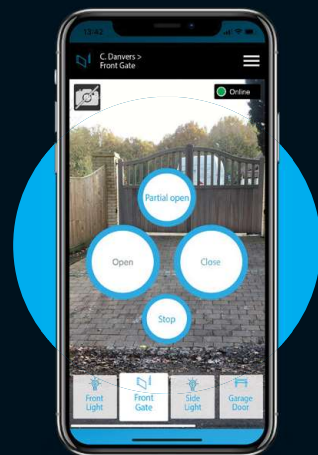
- » Fast call connection
- » High voice quality
- » Reduced background noise
- » When making a VoLTE call, the network provider counts the call as voice minutes. Meaning you pay for the voice call service, not the data you use.

FAST, SIMPLE SETUP

CONFIGURE AND COMMISSION THE MTM A ALONGSIDE YOUR AUTOMATION

Simplify the setup and management of your MTM A Connect intercom with the CAME SETUP App. Programme where the device calls, phone numbers and key codes to allow access, manage the address book and more all within the App.

When installing the MTM A Connect alongside CAME automation, you can set both up using the CAME Setup App, simplifying further the commissioning of both systems.



GO FULLY CONNECTED WITH CAME CONNECT

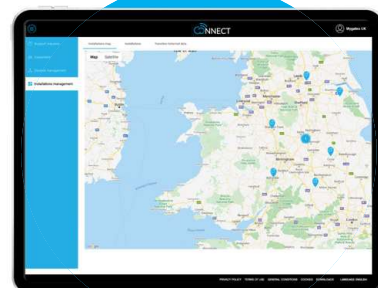
MANAGE, TROUBLESHOOT AND MAINTAIN REMOTELY

With a built in CAME CONNECT Gateway, the CAME CONNECT SetUp App offers even more control. Access to advanced features such as editing, adding or deleting phone numbers remotely from anywhere you're working.

CAME CONNECT WEB PORTAL

The perfect connected off site partner for every CAME installer, the web portal offers advanced features to the installer including:

- » Can be managed by any staff members thanks to intuitive interface.
- » Create an action list of custom scenarios.
- » Create access control systems including granting user access.
- » Manage site mapping.
- » Manage all of your support requests.
- » Add a powerful maintenance calendar.
- » Manage a site exclusion schedule.



ADVANTAGES FOR THE END USER

With MTMA Connect and the CAME apps, users can:

AUTOMATION APP	Unlock gates and open automation
CONNECT SETUP APP	Share the CAME Automation App with family
CONNECT SETUP APP	Manage user access
CONNECT SETUP APP	Change PIN codes
CONNECT SETUP APP	Create and edit schedules




CONNECT SetUp App



GET IT ON
Google Play



GET IT ON
App Store



Automation App



GET IT ON
Google Play



GET IT ON
App Store



PROGRAMMABLE TIME PROFILES

Powerful time profiles within the MTM A Connect offer the user flexible options for calling different numbers at different times of the day. For example, during working hours the intercom could call a number in a garden office first, before the house phone, then mobiles. In the evening this could change to calling the house first removing the garden office altogether.



ACTIVATE ADDITIONAL DEVICES

With two additional output relays, the MTM A Connect can activate more than automation. Activate lighting or turn on an irrigation system by dialling into the intercom or with preprogrammed keycodes. For ultimate convenience, customers with the CAME Automation App can also activate these additional devices with a tap of their phone.



DUAL FUNCTION ACTIVATION

Providing customers with even more convenience, the MTM A Connect can be programmed to activate multiple devices on a single command. Dial in to open the entrance gates and a garage door with one instruction for a simple, frictionless experience for the user.



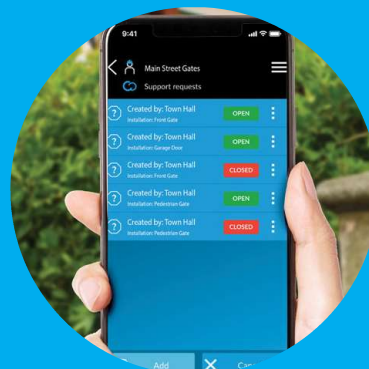
FLEXIBLE ACCESS SCENARIOS

The MTM A Connect has a real time clock on-board with automatic daylight savings. This facilitates a powerful suite of access scenarios. Programme the entrance to allow access to a gardener at set times and days each week or allow free access for the post to be delivered each morning. Limit operation from inbound calls according to a calendar to prevent or enable access to users depending on specific demands.



COMPREHENSIVE EVENT LOG

For maintenance purposes, the MTM A Connect hosts an event log history of 10,000 records. Using this log, you can identify any issues with the intercom and automation system. You can review the log to diagnose problems and perform troubleshooting remotely and efficiently.



MTM A CONNECT

CAME.COM

INTEGRATES FLAWLESSLY WITH THE FULL MTM SYSTEM

Available as a stand-alone, ready to fit kit, the MTM A CONNECT can also be incorporated in the MTM modular system.

DIMENSIONS

Recess-mounted 13mm thickness
(16mm MTM VR version)
Wall-mounted 64mm thickness



**ALUMINIUM
VERSION**



**IK09 CERTIFIED
VANDAL-PROOF VERSION**



**IK09 CERTIFIED
VANDAL-PROOF STAINLESS
STEEL VERSION**





scale 1:1

MTM & MTM VR

THE RANGE OF EXTERNAL MODULAR ENTRY PANELS

4G



MTM A CONNECT is fully compatible with an extensive range of modular configurations, which work with five different systems, allowing multiple functions to be carried out.

It's clean design has strong aesthetic appeal in all installation scenarios, while maintaining simple functionality.

Particular attention to detail has been paid to the finish, by eliminating the speaker holes, backlighting the keypad to give it a sleek look, and using satin aluminium for durability.



Flush mount installation

Thickness 13 mm



Surface mount installation

Thickness 64 mm



Water and dust protection rating

IP54



Impact resistance rating of MTM

IK07



Induction loop version available by request



Impact resistance rating of MTM VR

IK09

FEATURES

MTM: Anodised and frosted natural aluminium finish

MTM VR: Die cast Zamak metal composite construction


Unique design without typical speaker holes

Acoustic and visual signals

Backlighting of blue or white label holders with intensity adjustment

Up to 98 call buttons and unlimited digital calls

DIMENSIONS





DIGITAL COMPOSITION

The digital display allows a phone book with up to 3000 names to be displayed. During the programming phase you can choose the most appropriate search mode based on the number of users, a scrolling list or an alphabetical block search.



PUSH-BUTTON COMPOSITIONS

On the call module, you can customise the amount of buttons required. Using a variety of modular front plates you can achieve maximum button composition flexibility. Available with 2, 3, 4 and 8 button front plates.

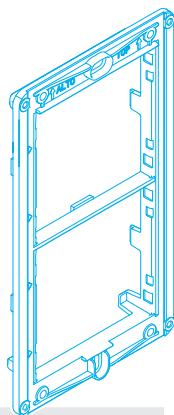
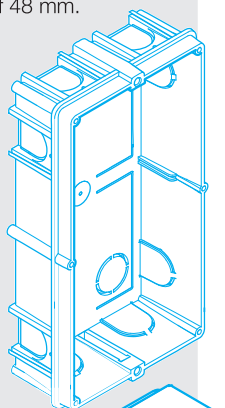


ACCESS CONTROL

The MTM range also includes 2 modules dedicated to access control, one with a keypad and one with an RFID reader. Both modules are equipped with 2 on-board relays and 2 inputs for direct relay activation.

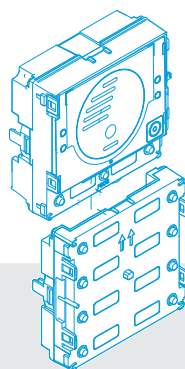
RECESS MOUNTING BOX

Available for the various versions of external unit, from 1 to 4 modules, depth of 48 mm.



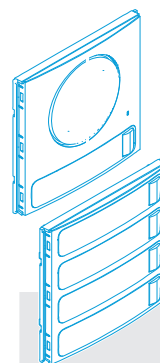
FRAME

Aluminium module frame with cathodolysis finish and black paint to ensure high resistance to corrosion and rust. Compatible with the built-in boxes of BTicino, Comelit and Urmet.



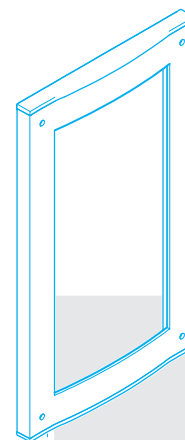
ELECTRONIC MODULES

Snap-in installation without the use of screws. Simple and error-free wiring between modules thanks to polarized connectors.



FRONT PLATE

Front panels ready to use, pre-configured without the need to manage additional buttons and plugs. External face is satinised aluminium solid structure rated to IK07 resistance. A VR version is also available in a Zamak finish rated IK09.



EXTERNAL FRAME

Closing frame with a clean line, entirely in satin aluminium.

RAIN HOOD

Wall box available in cases where recessed installation is not possible.

INSTALLING MTM IS FAST AND EASY

There are 5 components that make up the external unit: the wall or recessed box, the frame, the electronic module, the front plate and the external frame.